

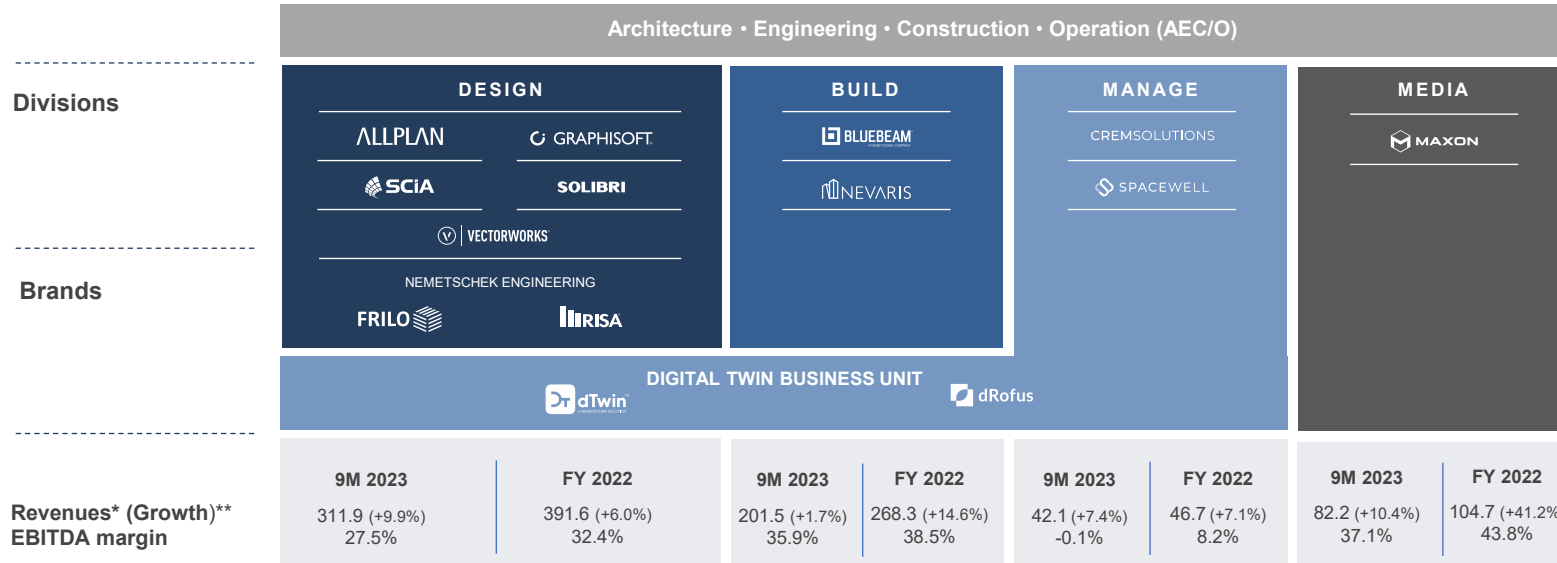
Unique DNA & Dynamic Markets

- Founded 1963 by Prof. Georg Nemetschek
- Leading global OPEN BIM software provider in AEC/O and Media with 4 customer-oriented divisions
- ~7.0 million users around the world
- USP: customer-focused, driving innovation/quality
- **Growth drivers:** Digitalization in AEC/O far behind other industries, BIM regulations, new technologies such as AI, Digital Twin, AR/VR, Machine Learning

Investment Highlights

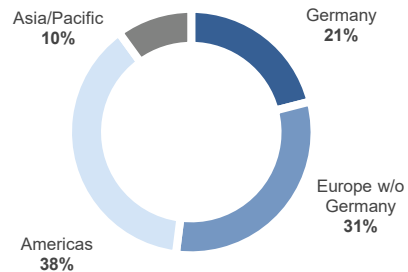
- Positioning**
 - Focus on AEC/O & Media
 - Focus on customer needs
- Financials**
 - High margins, healthy balance sheet
 - Strong cash generation
- Growth factors**
 - Focus on internationalization
 - Driving innovations: Digital Twin, OPEN BIM, digital workflows, collaboration, AI, AR/VR
 - Organic, acquisitions

Business Overview – Covering the complete value chain in AEC/O + Media

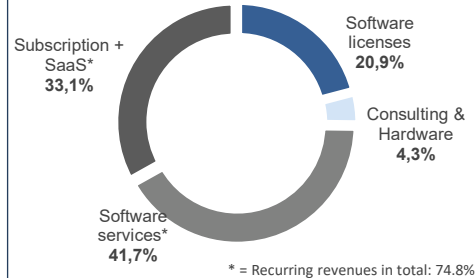


* in mEUR **in constant currency

Revenues by Regions (9M 2023)

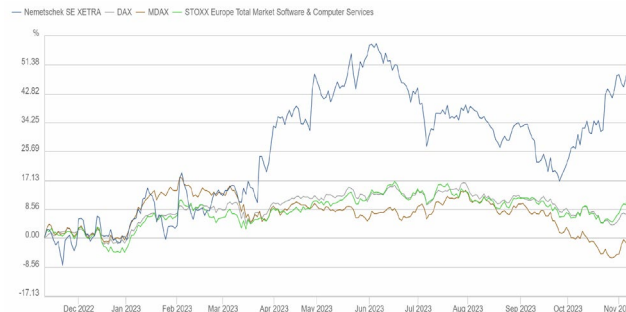


Revenues by Type (9M 2023)



Shareholder Structure & Share Price Development

51% by Family Nemetschek; 49% Free float



Key Figures mEUR	9M 2023	9M 2022	%YoY	%YoYcc*	FY 2022
ARR	664.0	550.6	+20.6%	+25.4%	581.7
Revenues	632.0	598.9	+5.5%	+7.1%	801.8
EBITDA	188.5	201.3	-6.4%	-2.2%	257.0
EBITDA margin	29.8%	33.6%	-	-	32.0%
EBIT	143.9	157.6	-8.7%	-	198.1
EBIT margin	22.8%	26.3%	-	-	24.7%
Net income (Group shares)	114.1	127.9	-10.8%	-	161.9
EPS	0.99	1.11	-10.8%	-	1.40
Free cash flow	163.5	146.2	+11.9%	-	161.4
Cash conversion rate	99.1%	86.4%	-	-	83.2%
Equity ratio in %	59.5%	57.4%	-	-	57.5%
Net cash	223.1	120.5	+85,1%	-	124.9
Headcount	3,406	3,359	+1.4%	-	3,448

*constant currency

Outlook (increased Oct. 2023)	FY 2023
Revenue growth	6% - 8% at constant currency (formerly 4% - 6%)
ARR growth / Share of recurring rev.	ARR growth: >25% / Share of rec. rev: >75%
EBITDA margin	Upper end of 28% - 30%

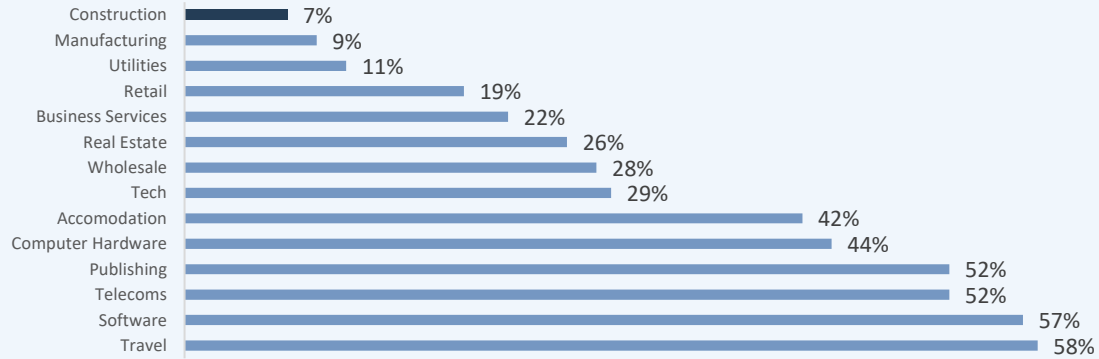
Executive Board	
CEO	Yves Padrines
CFO	Louise Öfverström

Supervisory Board	
Chairman	Kurt Dobitsch
Deputy Chairman	Dr. Gernot Strube
Members	Iris Helke, Bill Krouch, Christine Schöneweis, Dr. Andreas Söfing

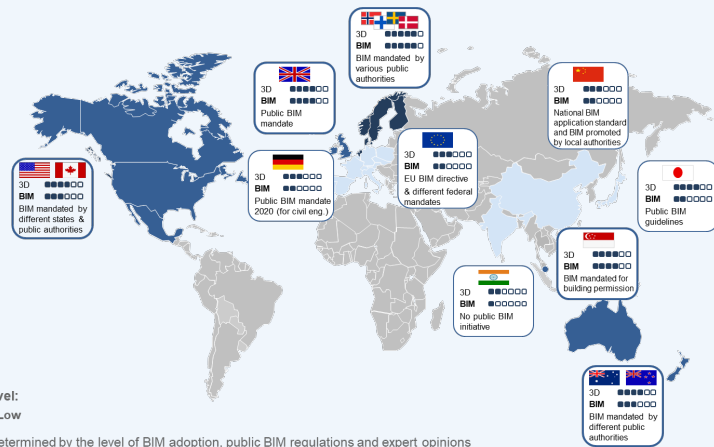
Key Stock Figures	
ISIN / WKN	DE0006452907 / 645290
Number of shares / IPO	115,500,000 / March 10, 1999
Indices / Ticker symbol	MDAX, TecDAX / NEM GY, NEKG, DE
Current market cap	~EUR 8.0 billion

AEC/O Market Data

Digital Index – by Industry Cluster



Most Influencing BIM Countries




Current Addressable Market Is Expected to Grow by ~10% p.a.

Planning & Design



Build & Construct



Manage & Operate

