

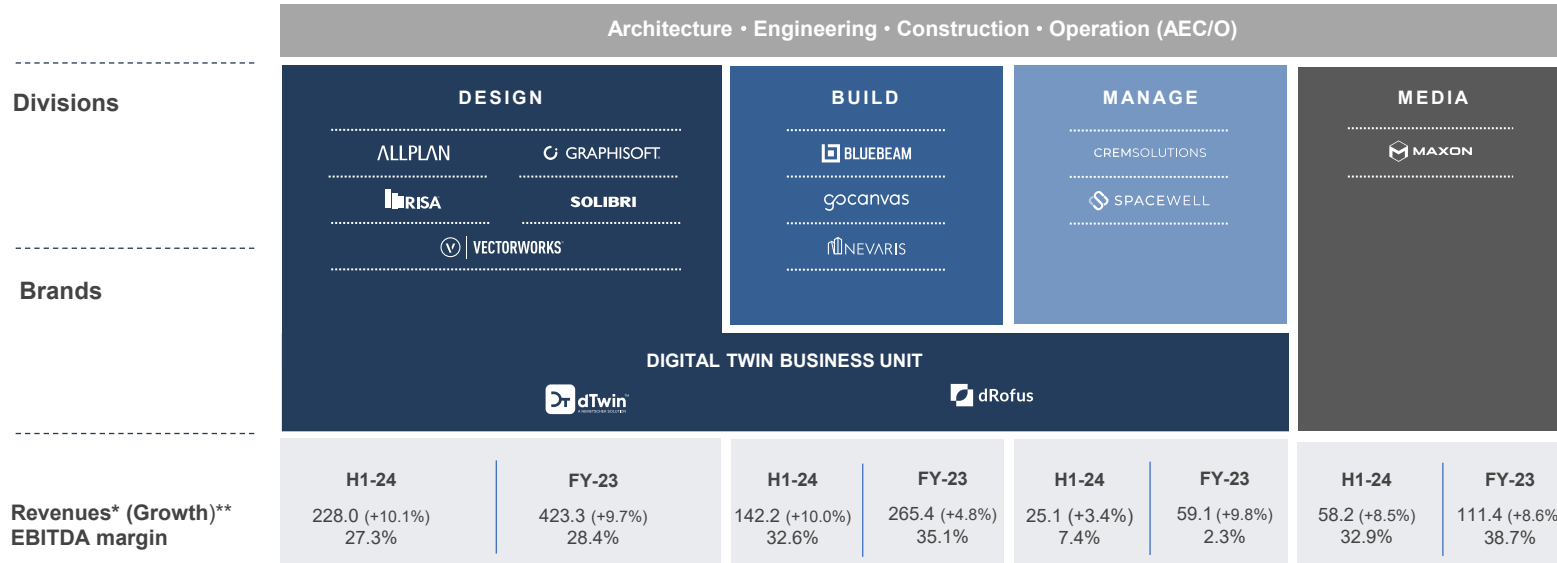
Unique DNA & Dynamic Markets

- Founded 1963 by Prof. Georg Nemetschek
- Leading global OPEN BIM software provider in AEC/O and Media with 4 customer-oriented divisions
- ~7.0 million users around the world
- USP: customer-focused, driving innovation/quality
- **Growth drivers:** Digitalization in AEC/O far behind other industries, BIM regulations, new technologies such as AI, Digital Twin, AR/VR, Machine Learning

Investment Highlights

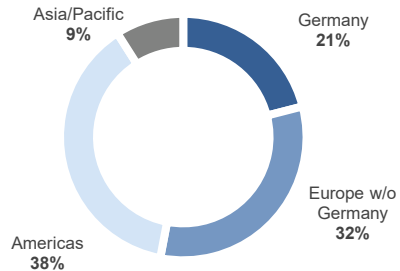
- Positioning**
 - Focus on AEC/O & Media
 - Focus on customer needs
- Financials**
 - High margins, healthy balance sheet
 - Strong cash generation
- Growth factors**
 - Focus on internationalization
 - Driving innovations: Digital Twin, OPEN BIM, digital workflows, collaboration, AI, AR/VR
 - Organic, acquisitions

Business Overview – Covering the complete value chain in AEC/O + Media

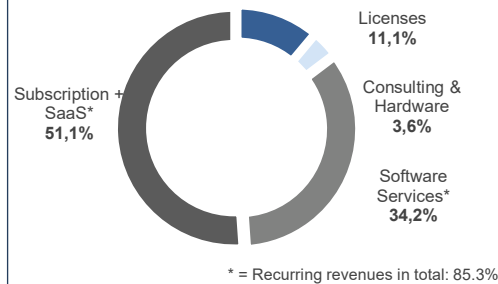


* in mEUR **in constant currency

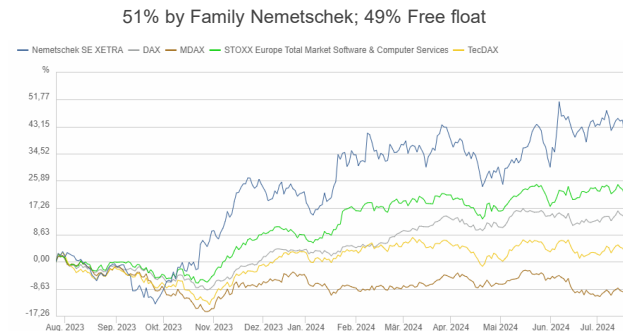
Revenues by Regions (H1-24)



Revenues by Type (H1-24)



Shareholder Structure & Share Price Development



*constant currency **Previous year figures as of Dec.31, 2023 ***before M&A related costs

Key Figures mEUR	H1-24	H1-23	%YoY	%YoYcc*	FY-23
ARR	797.9	630.7	+26.5%	+26.2%	718.6
Revenues	451.6	412.1	+9.6%	+10.0%	851.6
EBITDA	129.7	117.1	+10.8%	+8.3%	257.7
EBITDA margin	28.7%	28.4%	-	-	30.3%
Adj. EBITDA margin***	30.0%	28.4%	-	-	30.3%
EBIT	102.6	87.4	+17.5%	-	199.5
EBIT margin	22.7%	21.2%	-	-	23.4%
Net income (Group shares)	84.5	69.1	+22.3%	-	161.3
EPS	0.73	0.60	+22.3%	-	1.40
Free cash flow before M&A	135.6	114.7	+18.2%	-	215.0
Cash conversion rate	109.1%	104.4%	-	-	98.1%
Equity ratio in %**	59.0%	61.4%	-	-	61.4%
Net cash**	306.7	261.2	+17.4%	-	261.2
Headcount**	3,546	3,402	+4,2%	-	3,429

Organic Outlook (Expansion because of GoCanvas Acquisition) FY 2024

Revenue growth	10% - 11% organic (+3ppt)
ARR growth / Share of recurring rev.	ARR growth: ~25% (>30%) / Share of rec. rev: ~85%
EBITDA margin	30% - 31% (dilution of 100bps)

Executive Board

CEO	Yves Padrines
CFO	Louise Öfverström

Supervisory Board

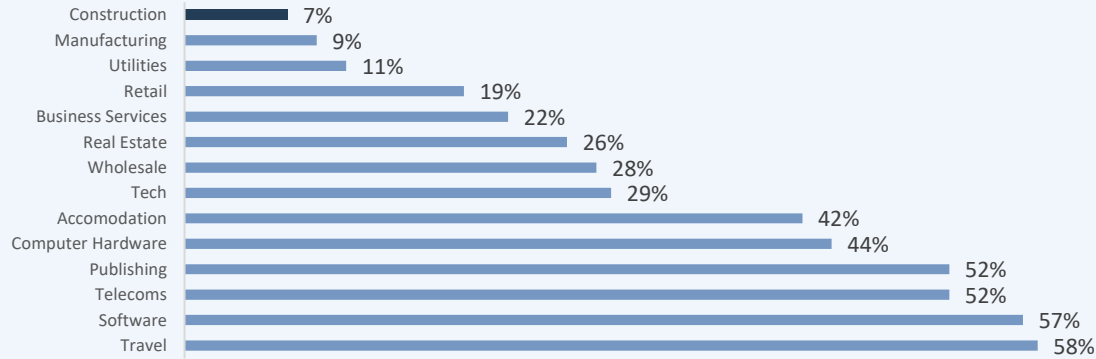
Chairman	Kurt Dobitsch
Deputy Chairman	Dr. Gernot Strube
Members	Iris Helke, Bill Krouch, Christine Schöneweis, Dr. Andreas Söffing

Key Stock Figures

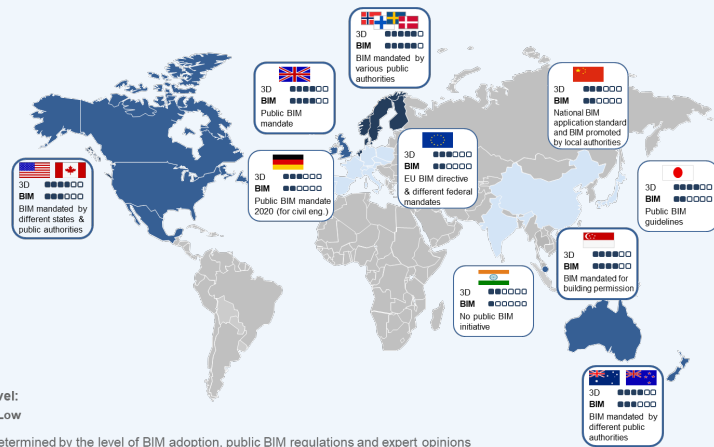
ISIN / WKN	DE0006452907 / 645290
Number of shares / IPO	115,500,000 / March 10, 1999
Indices / Ticker symbol	MDAX, TecDAX / NEM GY, NEKG, DE
Current market cap	~EUR 9.7 billion

AEC/O Market Data

Digital Index – by Industry Cluster




Most Influencing BIM Countries




Current Addressable Market Is Expected to Grow by ~10% p.a.

Planning & Design



Build & Construct



Manage & Operate

